

Ice-O-Matic®

ICE0500 - Cube Ice Maker



ICE0500 on B55

Features

- Space saving 20" (508 mm) tall design.
- Produces up to 600 lbs (273 kg) of ice per day.
- *Harvest Assist* provides consistent ice production for the life of the ice maker while reducing energy consumption and increasing capacity.
- *Pure Ice®* exclusively by Ice-O-Matic. Built-in antimicrobial protection for the life of the ice maker inhibits bacteria growth on ice maker surfaces. Ice-O-Matic's optional water filtration system provides protection against unpleasant tastes, odors and scale formation.
- Durable, electroless nickel plating on all evaporator plates ensures reliability.
- *Longest warranty in the industry.* Purchase an Ice-O-Matic water filter with your cube ice maker, replace the filter every six months, and the evaporator warranty is extended to 7 years parts and labor (*available in the U.S. and Canada only*).
- Constructed from corrosion-resistant stainless steel and fingerprint-proof plastic.
- Free Optional top air discharge available for maximum ice production in a small space.

Options & Accessories

Water Filters			
Ice Machine Model	Manifold		Inline
	System	Replacement	System
ICE0500	IFQ1	IOMQ (1)	IFI4C / IFI8C

Ice Maker Warranty

Every Ice-O-Matic ice maker is backed by a warranty that provides both parts and labor coverage.

- Three years **Parts and Labor**.
- Five years **Parts** coverage on the evaporator and compressor.
- Seven years **Parts and Labor** on the evaporator when you purchase an Ice-O-Matic water filter with your cube ice maker and replace the filter every six months (*available in the U.S. and Canada only*).

Ice Form



Full Cube	
W x D x H (in)	¾ x ¾ x ¾
W x D x H (mm)	22 x 22 x 22
Half Cube	
W x D x H (in)	¾ x ¾ x ¾
W x D x H (mm)	22 x 22 x 10

Bin Chart

Kits for Combining Wider Bins with Smaller Models

Ice Storage Bins								
Model No.	B25	B40	B42	B55	B100	B120	B150	B170
Capacity	255 lbs (116 kg)	365 lbs (165 kg)	374 lbs (170 kg)	556 lbs (252 kg)	927 lbs (420 kg)	1193 lbs (541 kg)	1499 lbs (679 kg)	1866 lbs (846 kg)
Width	30 in (762 mm)	30 in (762 mm)	22 in (559 mm)	30 in (762 mm)	48 in (1219 mm)	48 in (1219 mm)	60 in (1524 mm)	60 in (1524 mm)
Kits	Kit not required	Kit not required	N/A	Kit not required	KBT 5	Filler Kit Required	Filler Kit Required	Filler Kit Required

* See Ice-O-Matic Price List for Adapter Kits to combine ice makers with most available ice/beverage dispensers.



11100 E. 45th Avenue
Denver, CO 80239

Phone: 1. 866. PURE. ICE
Fax: 303. 371. 6296
www.iceomatic.com

Rev: A-02/09
Part: 1006

Ice-O-Matic®

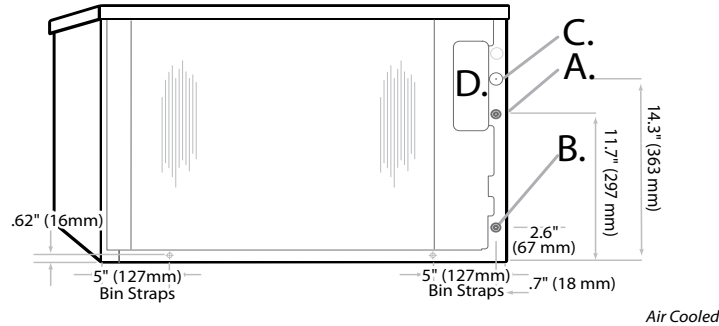
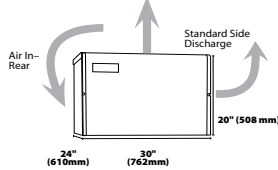
ICE0500 Cube Ice Maker

Air Cooled

Please note: air-cooled units require 6" (152 mm) clearance for air intake and exhaust.

- A. Ice maker potable water in, $\frac{3}{8}$ " FPT.
- B. Ice maker water out, $\frac{3}{4}$ " FPT.
- C. Hole for electrical connections, $\frac{7}{8}$ ".
- D. Electrical connection junction box.

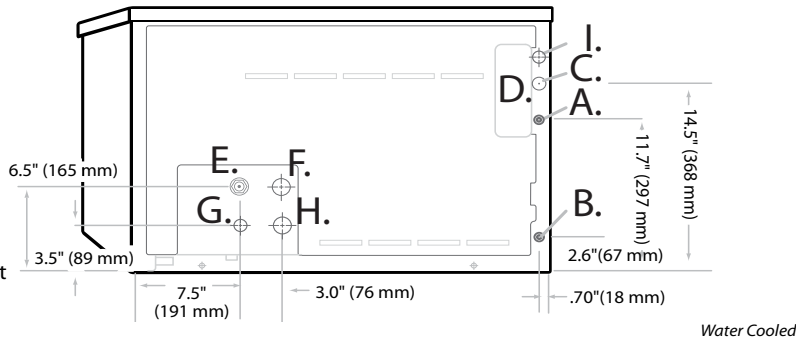
Optional Top Discharge - No Side Clearance Required



Air Cooled

Water Cooled/Remote

- A. Ice maker potable water in, $\frac{3}{8}$ " FPT.
- B. Ice maker water out, $\frac{3}{4}$ " FPT.
- C. Hole for electrical connections, $\frac{7}{8}$ ".
- D. Electrical connection junction box.
- E. Condenser water in, $\frac{3}{8}$ " FPT.
- F. Condenser water out, $\frac{1}{2}$ " FPT.
- G. Liquid line, $\frac{3}{8}$ " male quick connect coupling for precharged line set (remote only).
- H. Discharge line, $\frac{1}{2}$ " male quick connect coupling for precharged line set (remote only).
- I. Hole for remote electrical connections, $\frac{7}{8}$ " (remote only).



Water Cooled

Operating Requirements

	Minimum	Maximum
Ambient Temp. Range Air	50°F (10°C)	100°F (38°C)
Water Temp.	40°F (4.4°C)	100°F (38°C)
Water Pressure	20 PSIG (1.4 BAR)	60 PSIG (4.1 BAR)

Dimensions

All Models	
W x D x H (inches)	30 x 24 x 20
W x D x H (mm)	762 x 610 x 508

Specifications

Model Number	Cond. Unit	Ice Production per 24hrs		Water Usage gallons per 100 lbs of Ice 90°F air/70°F water		kWH Used per 100 lbs of ice @ 90°F air/70°F water	Voltage Characteristics	Min. Circuit Ampacity	Fuse Size	Approx. BTUs per hour
		70°F air/50°F water lbs (kg)	90°F air/70°F water lbs (kg)	Potable	Condenser					
ICE0500A	Air	600 (273)	458 (208)	24.0	-	6.2	115/60/1	19.1	20	9,835
ICE0500T	Air, Top Discharge	586 (266)	452 (205)	25.8	-	6.3	115/60/1	19.1	20	9,790
ICE0500R	Remote*	567 (258)	455 (207)	28.2	-	6.8	115/60/1	14.9	20	10,278
ICE0500W	Water	596 (271)	513 (233)	24.2	120	4.9	115/60/1	14.3	20	9,777

*Requires VRC 1001 Remote Condenser and precharged line set.

NOTES:

Number of Wires: 3 (including ground)
 Approx. Shipping Weight lbs (kg): ICE0500A 170 (77) • ICE0500T 170 (77) • ICE0500R 170 (77) • ICE0500W 170 (77)
 Refrigerant Type: R404A

11100 E. 45th Avenue
 Denver, CO 80239

Phone: 1. 866. PURE. ICE
 Fax: 303. 371. 6296
 www.iceomatic.com

Rev: A-02/09
 Part: 1006